

CQB-G 系列不锈钢高温磁力泵 CQB-G Series Stainless Steel High Temperature Magnetic Pump

产品特点 Product Features

高温磁力泵通常由电机、磁力耦合器、水冷却装置和耐腐蚀离心泵四大部分组成。其主要特点是利用磁力耦合器传递动力，当电动机带动磁力耦合器的外磁钢旋转时，磁力线穿过间隙和隔离套，作用于内磁钢上，使泵转子与电动机同步旋转，无机械接触地传递扭矩。在泵的动力输入端，由于液体被封闭在静止的隔离套内，没有动密封因而无泄漏。本系列高温磁力泵创造性地在轴承体部位设水冷装置，确保进入隔离套内的介质保持在较低的温度，同时磁性材料采用耐高温型稀土永磁材料，能承受300度以下的高温介质而保持强大的磁力扭矩达到无泄漏输送高温介质目的。

Generally the high-temperature magnetic pump consists of four major parts: motor, magnetic coupling, water cooler and corrosion-resistance centrifugal pump. It's mainly characterized by using the magnetic coupling to transmit the power. When the motor drives the external magnetic steel of the magnetic coupling to rotate, the magnetic line will go through the clearance and the spacer sleeve to act on the internal magnetic steel so that the pump rotor can rotate synchronously with the motor to transmit the torque without mechanical contact. The pump's power input end has zero leakage without the dynamic seal because the liquid is enclosed in the still spacer sleeve. This series of high-temperature magnetic pump is provided with a creative water cooler on its bearing body to ensure the medium into the spacer sleeve can maintain a low temperature. In addition, the magnetic material adopts the high-temperature rare earth permanent magnet so that it can stand a high temperature below 300 and also maintain a powerful magnetic torque without leakage for the purpose of transporting the high-temperature medium.



风冷 ≤ 200℃



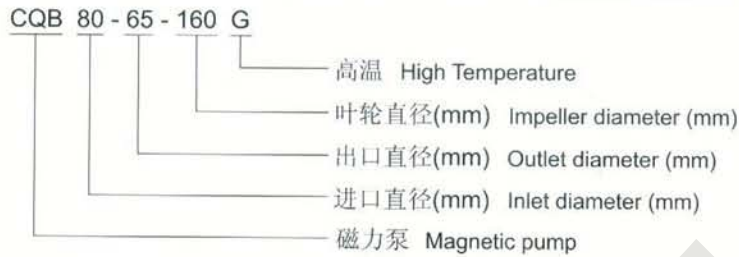
水冷 ≤ 300℃

性能参数 Performance Parameters

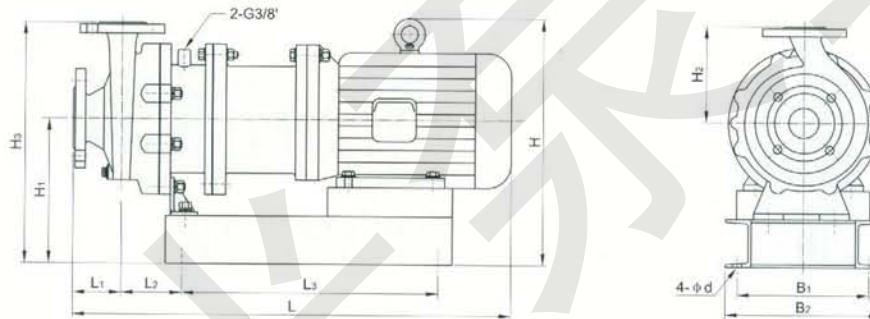
型号 Model	口径 Caliber (mm)		流量 Flow (m³/h)	扬程 Head (m)	转速 Rotary speed (r/min)	配带电机功率 Motor power (kW)		
	进口 Inlet	出口 Outlet				介质密度 Medium density (g/cm³)		
						≤ 1	≤ 1.3	≤ 1.84
CQB32-20-125G	32	20	3.2	20	2900	Y801-2 0.75	Y802-2 1.1	Y90S-2 1.5
CQB32-20-160G				32	2900	Y802-2 1.1	Y90S-2 1.5	Y90L-2 2.2
CQB40-25-105G	40	25	6.3	12.5	2900	Y801-2 0.75	Y802-2 1.1	Y90S-2 1.5
CQB40-25-125G				20	2900	Y802-2 1.1	Y90L-2 2.2	Y100L-2 3.0
CQB40-25-160G				32	2900	Y90L-2 2.2	Y100L-2 3.0	Y112M-2 4.0
CQB40-25-200G				50	2900	Y112M-2 4.0	Y132S1-2 5.5	Y132S2-2 7.5
CQB50-40-85G	50	40	12.5	8	2900	Y801-2 0.75	Y802-2 1.1	Y90S-2 1.5
CQB50-32-105G				12.5	2900	Y802-2 1.1	Y90S-2 1.5	Y90L-2 2.2
CQB50-32-125G				20	2900	Y90L-2 2.2	Y100L-2 3.0	Y112M-2 4.0
CQB50-32-160G				32	2900	Y100L-2 3.0	Y112M-2 4.0	Y132S1-2 5.5
CQB50-32-200G				50	2900	Y132S2-2 7.5	Y132S2-2 7.5	Y160M1-2 11
CQB50-32-250G				80	2900	Y160M2-2 15	Y160L-2 18.5	Y180M-2 22
CQB65-50-125G	65	50	25	20	2900	Y100L-2 3.0	Y112M-2 4.0	Y132S1-2 5.5
CQB65-50-160G				32	2900	Y132S1-2 5.5	Y132S2-2 7.5	Y160M1-2 11
CQB65-40-200G				50	2900	Y160M12 11	Y160M2-2 15	Y160L-2 18.5
CQB65-40-250G				80	2900	Y160L-2 18.5	Y180M-2 22	Y200L1-2 30
CQB80-65-125G	80	65	50	20	2900	Y132S1-2 5.5	Y132S2-2 7.5	Y160M1-2 11
CQB80-65-160G				32	2900	Y160M12 11	Y160M2-2 15	Y160L-2 18.5
CQB80-50-200G				50	2900	Y160L-2 18.5	Y180M-2 22	Y200L1-2 30
CQB80-50-250G				80	2900	Y200L1-2 30	Y220L2-2 37	Y225M-2 45
CQB100-80-125G	100	80	100	20	2900	Y160M1-2 11	Y160M2-2 15	Y160L-2 18.5
CQB100-80-160G				32	2900	Y160L-2 18.5	Y180M-2 22	Y200L1-2 30
CQB100-65-200G				50	2900	Y200L1-2 30	Y220L2-2 37	Y225M-2 45
CQB100-65-250G				80	2900	Y225M-2 45	Y250M-2 55	Y280S-2 75

CQB-G 系列不锈钢高温磁力泵 CQB-G Series Stainless Steel High Temperature Magnetic Pump

型号意义 Signification of Model



安装尺寸 Installation Dimensions



型号 Model	L ₁	L ₂	L ₃	L	H ₁	H ₂	H ₃	H	B ₁	B ₂	4-φd
CQB32-20-125G	67.5	82.5	280	563	230	132	362	343	180	220	12
CQB32-20-160G	67.5	82.5	280	563	230	132	362	343	180	220	12
CQB40-25-105G	78	55	375	578	210	132	342	320	180	220	12
CQB40-25-125G	78	55	375	578	210	132	342	320	180	220	12
CQB40-25-160G	80	100	375	675	240	160	400	353	220	260	15
CQB40-25-200G	80	100	450	800	230	180	410	430	220	260	15
CQB50-40-85G	65	50	300	570	165	120	285	285	180	220	12
CQB50-32-105G	65	50	300	570	165	120	285	285	180	220	12
CQB50-32-125G	80	100	375	675	240	160	400	353	220	260	15
CQB50-32-160G	80	100	425	725	240	160	400	409	220	260	15
CQB50-32-200G	80	100	450	800	230	180	410	430	220	260	15
CQB50-32-250G	100	100	645	975	260	225	485	502	320	360	15
CQB65-50-125G	80	100	450	800	230	160	390	429	220	260	15
CQB65-50-160G	80	100	450	800	230	160	390	429	220	260	15
CQB65-40-200G	100	100	645	975	260	180	440	502	320	360	15
CQB65-40-250G	100	100	645	1040	280	225	505	552	320	360	15
CQB80-65-125G	80	100	450	800	230	160	390	429	220	260	15
CQB80-65-160G	100	100	645	976	260	180	440	502	320	360	15
CQB80-50-200G	100	100	645	1016	260	200	460	502	320	360	15
CQB80-50-250G	125	125	900	1420	300	225	525	600	450	500	18
CQB100-80-125G	100	100	645	976	260	180	440	502	320	360	15
CQB100-80-160G	100	100	645	1016	260	200	460	502	320	360	15
CQB100-65-200G	125	125	900	1420	300	225	525	600	450	500	18
CQB100-65-250G	125	125	950	1500	350	250	600	730	550	600	18

磁力泵安装使用与注意事项

Installation, Operation and Cautions of Magnetic Pump

磁力泵安装和使用 Installation and Operation of Magnetic Pump

- 一、磁力泵应水平安装不宜竖立，塑料泵不得承受管路重量，特殊垂直安装场合，电机务必朝上。
- 二、抽吸液面高于泵轴心线时，起动前先开吸入管道阀门；抽吸液面低于泵轴心线，管道需配备底阀。
- 三、泵使用前应进行检查，电机转动要灵活，无卡滞及异常声响，各紧固件无松动现象。
- 四、检查电机旋转方向与转向标记是否一致。
- 五、电机启动后，缓慢打开排出阀，待泵进入正常工作状态后，再将排出阀调到所需开度。
- 六、泵停止工作前，应先关闭排出阀门，然后关闭吸入管阀门。

1. Magnetic pump should be horizontally installed, but not upright. Plastic pump is not able to endure the weight of pipeline. In case of special occasions requiring upright installation, motor should be kept upward.
2. When liquid level is higher than the centerline of pump, turn on the valve of intake pipe before start; when liquid level is lower than the centerline, a bottom valve should be fitted to the pipeline.
3. Check before operation to make sure that motor rotates flexibly without jamming and abnormal sound, and that all fasteners are not loosened.
4. Check whether motor rotates in accordance with the direction sign.
5. After motor is started, slowly turn on discharge valve. When pump enters normal working state, adjust the discharge valve to the required opening.
6. Before pump stops working, turn off discharge valve first, and then the valve of intake pipe.

磁力泵注意事项 Cautions for Magnetic Pump

- 一、因磁力泵轴承的冷却和润滑是靠被输送的介质，所以绝对禁止空载运转，同时应避免在工作中途停电后再启动时所造成的空载运转。
- 二、被输送介质中，若含有固体颗粒，泵入口要加过滤网：如含有铁磁质微粒，需加磁性过滤器(本公司有生产，属于选配件)。
- 三、被输送的介质及其温度应在泵材允许范围内(请向相关部门技术咨询)。工程塑料泵的使用温度 $<60^{\circ}\text{C}$ ，进口压力不大于 0.1MPa ，最大工作压力为 0.6MPa ；金属泵的使用温度 $<100^{\circ}\text{C}$ ，输送进口压力不大于 0.2MPa ，最大工作压力 1.6MPa ；


四、对于输送液为易沉淀结晶的介质，使用后应及时清洗，排净泵内积液。

五、磁力泵长时间运行或运行过程发现泵有异常情况(噪音大，震动加剧)后，应拆检轴承和端面动环的磨损情况，若轴承和轴套的间隙大于 $0.5\sim 1\text{mm}$ ，叶轮轴向窜动 $2\sim 3\text{mm}$ 时，应更换轴承和轴向动环。

1. As the cooling and lubrication of magnetic pump's bearing depends on the medium to be handled, that's why unloaded operation is absolutely prohibited. Meanwhile, pay close attention to avoid the unloaded operation after re-start due to power cut in process.
2. If the mediums to be handled contain solid particles, then there should be a filter net at the entrance of pump. If there are ferromagnetic particles contained in mediums, a magnetic filter should be fitted (available in factory for your options).
3. The mediums to be handled, as well as their temperature, should be kept within the allowed scope of pump material (please consult with relative technical department). The service temperature of engineering plastic pump should be $<60^{\circ}\text{C}$, inlet pressure not greater than 0.1Mpa , maximum working pressure at 0.6MPa ; the service temperature of metal pump should be $<100^{\circ}\text{C}$, inlet pressure not greater than 0.2MPa , maximum working pressure at 1.6Mpa .
4. For mediums easily deposited or crystallized, please flush immediately after use to clear away the deposited liquid inside.
5. In case of any abnormal conditions (like large noise or violent vibration) occurred after long-time operation or during operation, disassemble the bearing and end-face rotating ring for examination of abrasion. If the clearance between bearing and axle sleeve is greater than $0.5\sim 1\text{mm}$, and axial drunkenness of impeller from $2\sim 3\text{mm}$, then the bearing and axial rotating ring should be replaced.

磁力泵使用环境 Service Conditions of Magnetic Pump

环境温度： $-20\sim 40^{\circ}\text{C}$ ；环境湿度：95%；海拔高度：不超过1000米(大于时应在订货时提出)。

- 警告：a)、泵用电机应由专业人员进行有效安全接地，永久性标志为 。
b)、为防止触电，维修或清理磁力泵前应切断电源。



1、磁力泵在维修拆装过程中，内、外磁钢部件辐射出来的磁场将对如：心脏起搏器、信用卡、计算机磁盘、手表、精密仪器、仪表等产生磁场干扰，甚至产生危害性的影响。

a) 上述物件应远离磁性器件，保持1米以上的距离。

b) 装配好的整机磁力泵，不存在上述问题，因结构上有磁回路屏蔽，可以放心使用。

2、装配内磁转子对准外磁转子轴向到位时，由于磁吸力(尤其是钕铁硼或稀土钴强磁)，用户应采取适当的缓冲措施，以免卡、夹手指，防止工伤事故。

Ambient Temperature: $-20\sim 40^{\circ}\text{C}$; Ambient humidity: 95%; Height above sea level: not exceeding 1,000m (If beyond, please clarify when placing an order).

Warning: a) Pump motor should be safely earthed by a professional, permanent sign as 

b) To avoid electric shock, the maintenance and cleaning of magnetic pump should be done after power supply is cut off.

1. When disassembling magnetic pump, the magnetic field radiated by inner and outer magnet steel components may produce interference, and even harmful influence to heart pacemaker, credit card, computer disk, watch, precision instrument, meter and etc.,

a) The above articles should be kept over 1 meter away from magnetic parts.

b) The above-mentioned problems don't happen to assembled overall magnetic pump, because there is provided with a magnetic loop shield for your reassurance.

2. When inner magnet rotor is leveled to outer magnet rotor axially, and due to magnetic force (especially the strong magnet of NdFeB or rare earth-cobalt), users must take appropriate buffering measures to avoid work accidents like fingers being clamped.